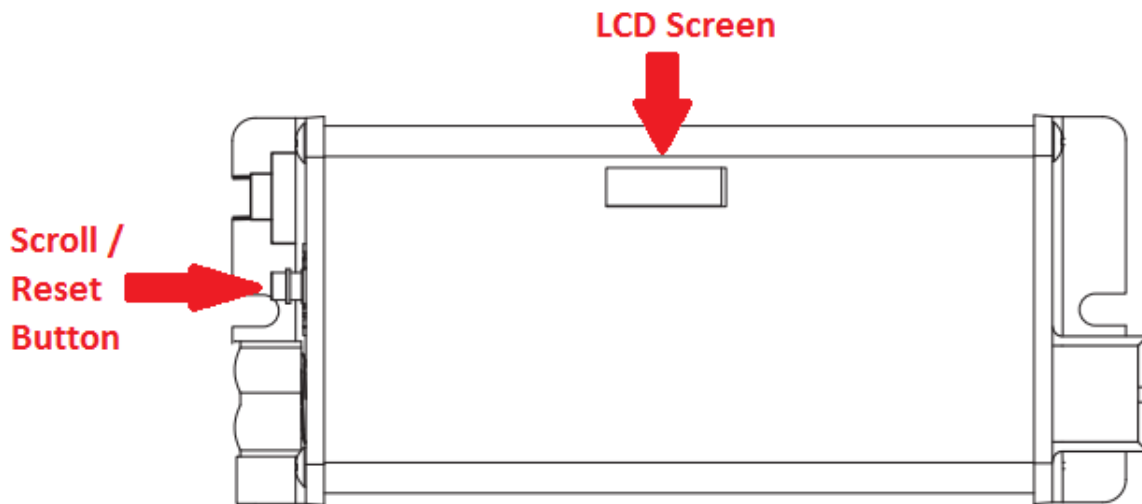


A3 Alarm

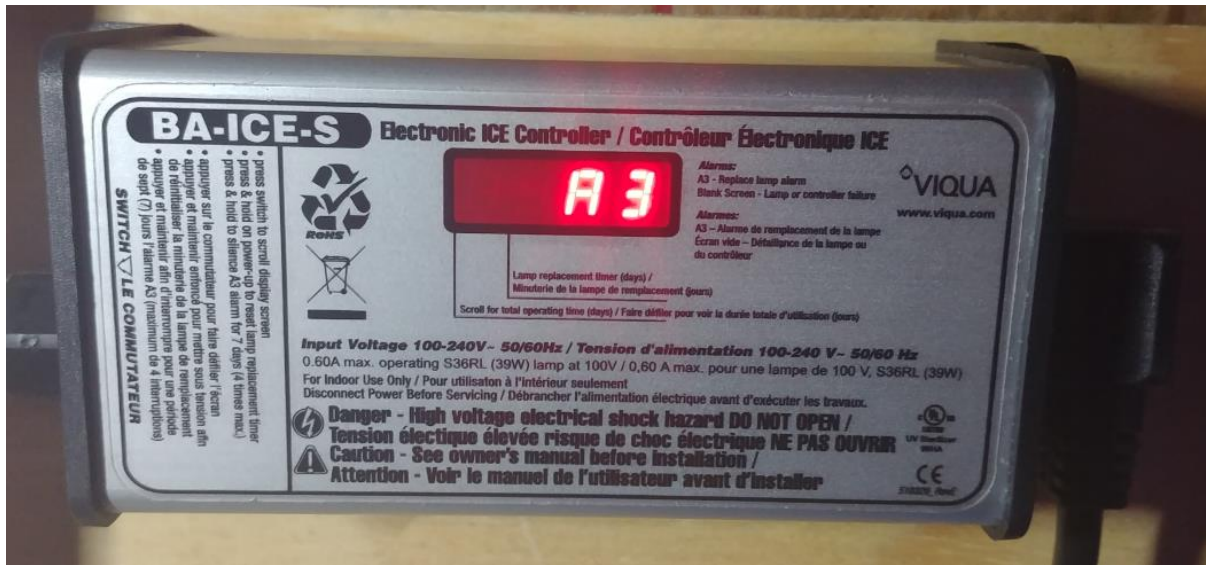


Symptoms:

- Audible alarm
- A3 is displayed on the controller
- Sometimes the screen will switch between displaying a number as well as A3

Solution:

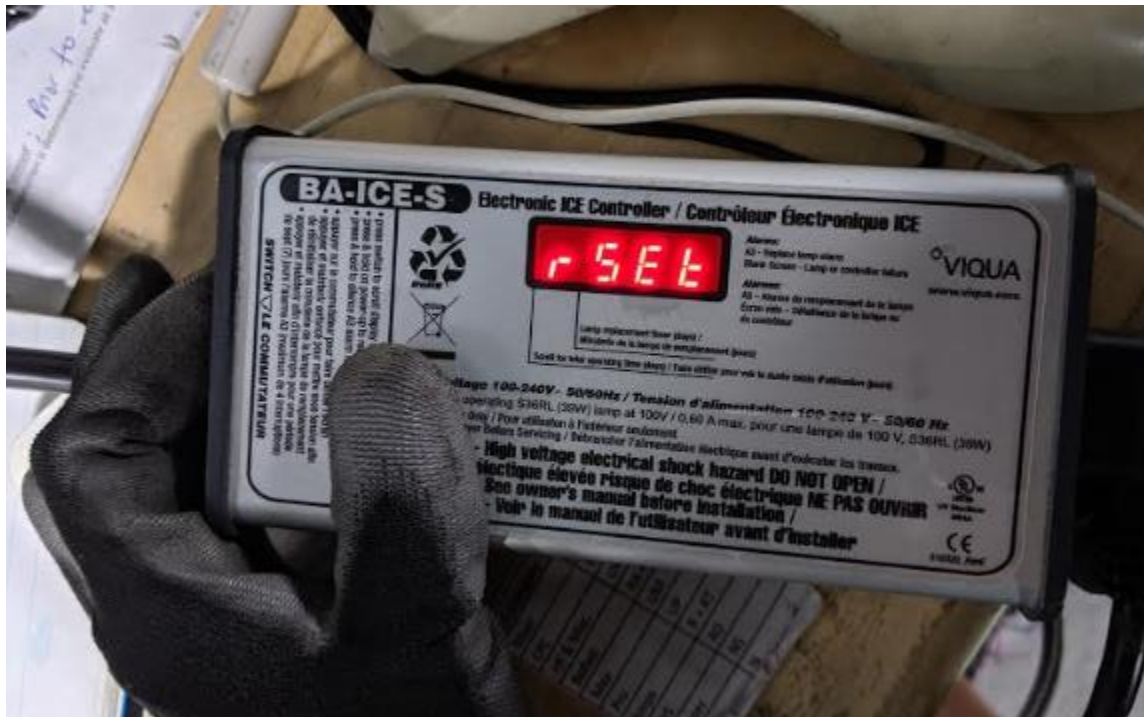
1. Reset day counter (Ensure lamp is replaced first)
 - a. Unplug power cord for 30 seconds (ensure controller is fully powered down and no longer making any noise)
 - b. Hold down the reset button on the side of the controller while the system is powered down (unplugged)
 - c. Plug the power cord back into the controller while holding down the reset button
 - d. Keep holding down the reset button until "rSEt" is displayed on the screen
 - e. Let go of reset button, the screen should then show 365 and no longer be in alarm
2. If the controller remains in an A3 alarm, check to make sure the reset button is not damaged.
 - a. The rubber cover on the button may be missing or damaged
 - b. The button may be broken and the controller may need to be replaced



Unplug the ballast from power; this can be done at the outlet or at the ballast itself.



Hold down the button on the side while plugging the power back in.



After you see rSEt like the word Reset without the first 'e' let go and the controller will go 365.